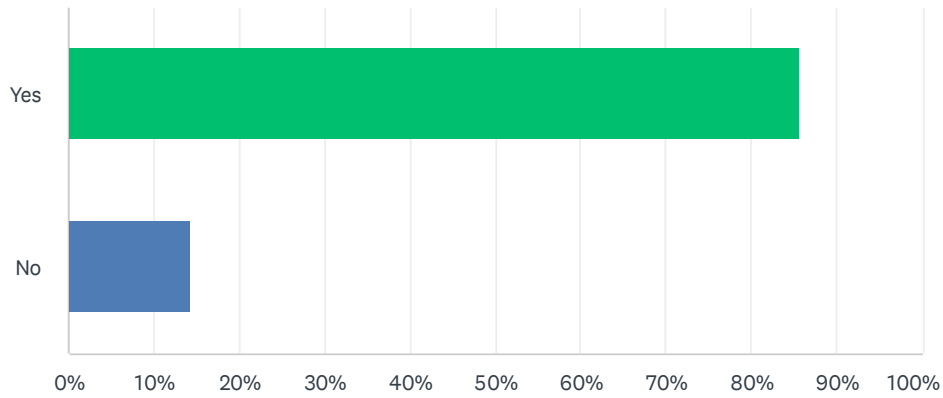


Q1 We are wanting views from a community safety perspective on the cycle track. Do you use the cycle track between Morecambe (Trimpell Club) and Lancaster (Carlisle Bridge): 'Lancaster-Morecambe Greenway'

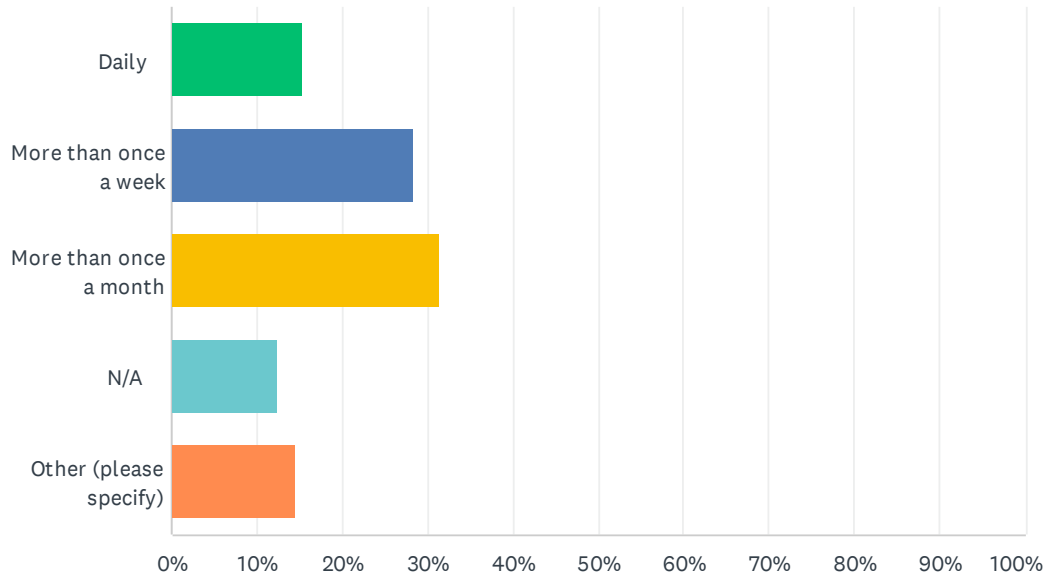
Answered: 609 Skipped: 0



ANSWER CHOICES	RESPONSES	
Yes	85.71%	522
No	14.29%	87
TOTAL		609

Q2 If Yes – how often do you use the cycle track?

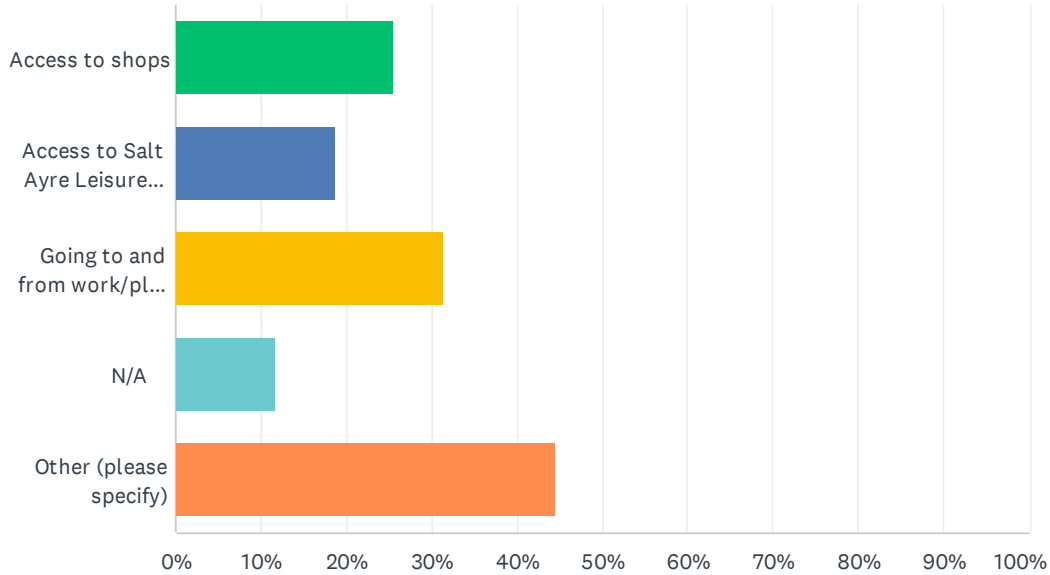
Answered: 566 Skipped: 43



ANSWER CHOICES	RESPONSES	
Daily	15.37%	87
More than once a week	28.45%	161
More than once a month	31.27%	177
N/A	12.37%	70
Other (please specify)	14.49%	82
Total Respondents: 566		

Q3 If yes – for what purpose do you use the cycle track?. Select all options that apply to you

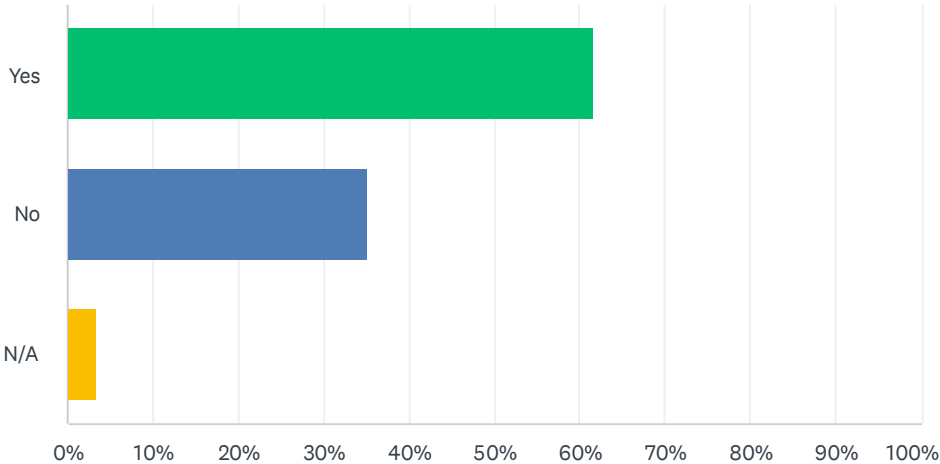
Answered: 541 Skipped: 68



ANSWER CHOICES	RESPONSES	
Access to shops	25.51%	138
Access to Salt Ayre Leisure Centre	18.67%	101
Going to and from work/place of education	31.24%	169
N/A	11.65%	63
Other (please specify)	44.55%	241
Total Respondents: 541		

Q5 Do you feel safe using the cycle track during the day?

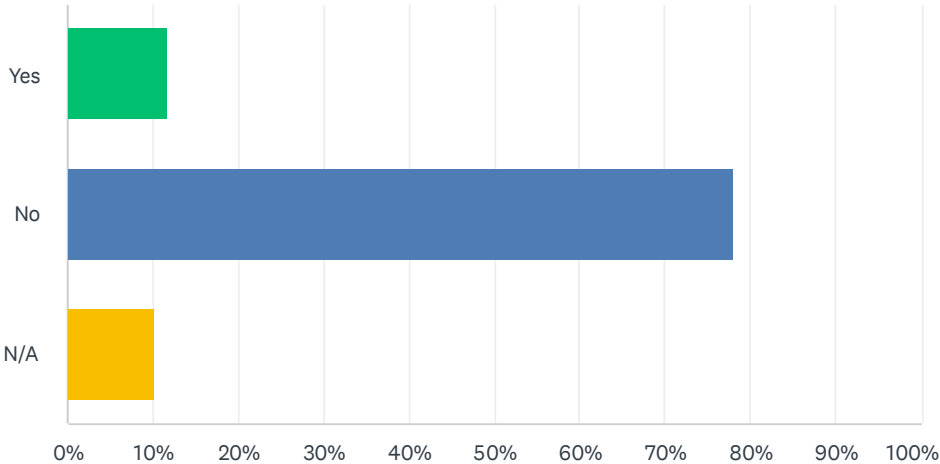
Answered: 510 Skipped: 99



ANSWER CHOICES	RESPONSES
Yes	61.57% 314
No	35.10% 179
N/A	3.33% 17
TOTAL	510

Q6 Do you feel safe using the cycle track when it is dark?

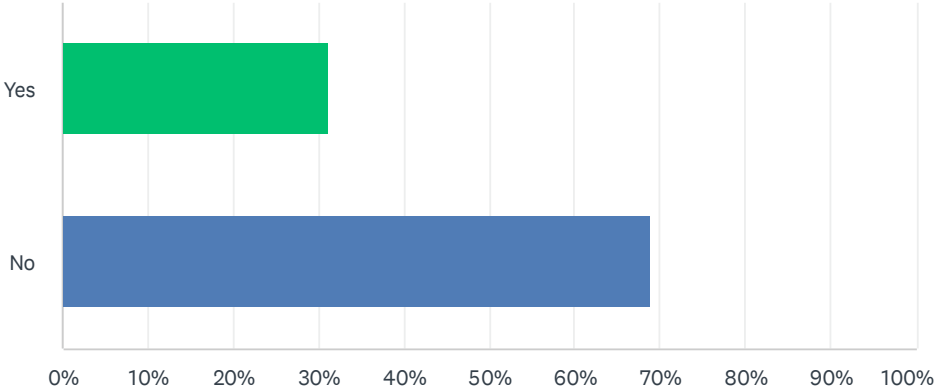
Answered: 508 Skipped: 101



ANSWER CHOICES	RESPONSES
Yes	11.81% 60
No	77.95% 396
N/A	10.24% 52
TOTAL	508

Q7 Have you personally been a victim of crime or Anti-Social behaviour on the cycle track

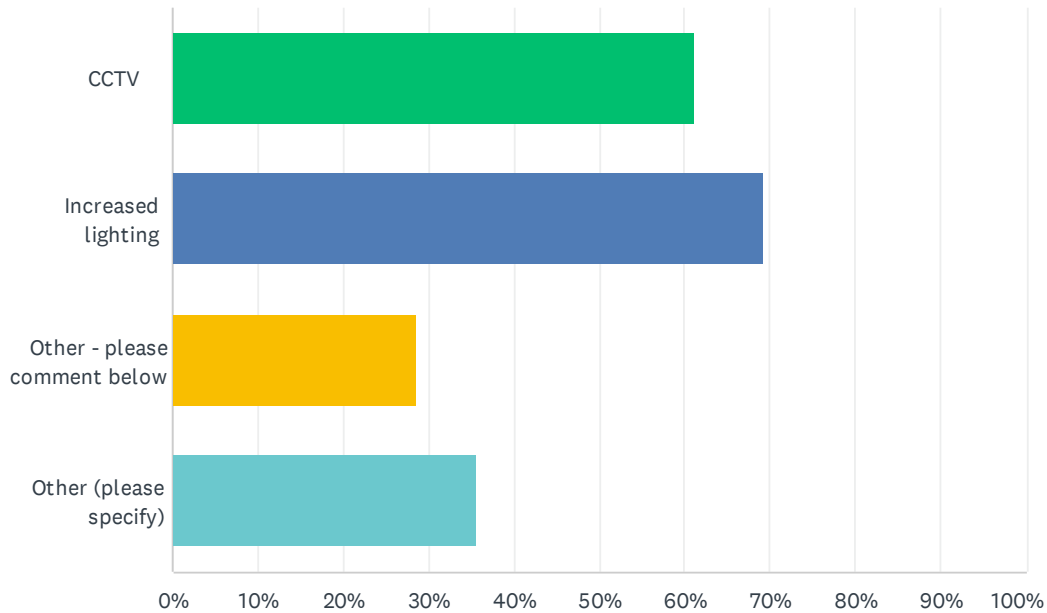
Answered: 505 Skipped: 104



ANSWER CHOICES	RESPONSES	
Yes	31.09%	157
No	68.91%	348
TOTAL		505

Q8 What would make you feel safer to use the cycle track? Select all options that apply to you, and use the comment box below for other suggestions

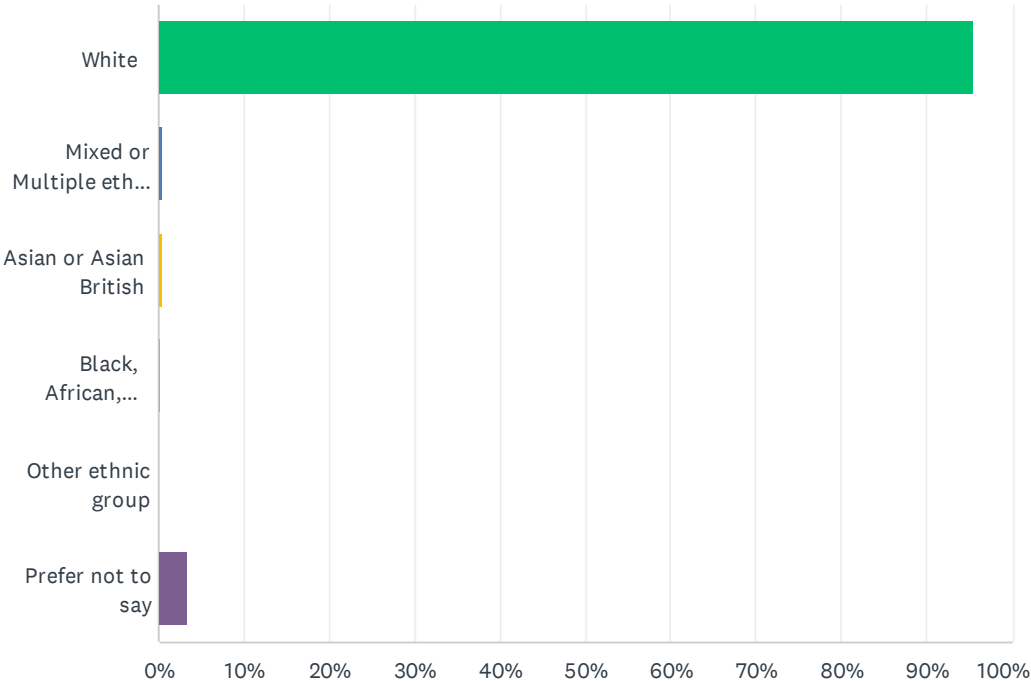
Answered: 497 Skipped: 112



ANSWER CHOICES	RESPONSES	
CCTV	61.17%	304
Increased lighting	69.22%	344
Other - please comment below	28.57%	142
Other (please specify)	35.61%	177
Total Respondents: 497		

Q11 Ethnicity

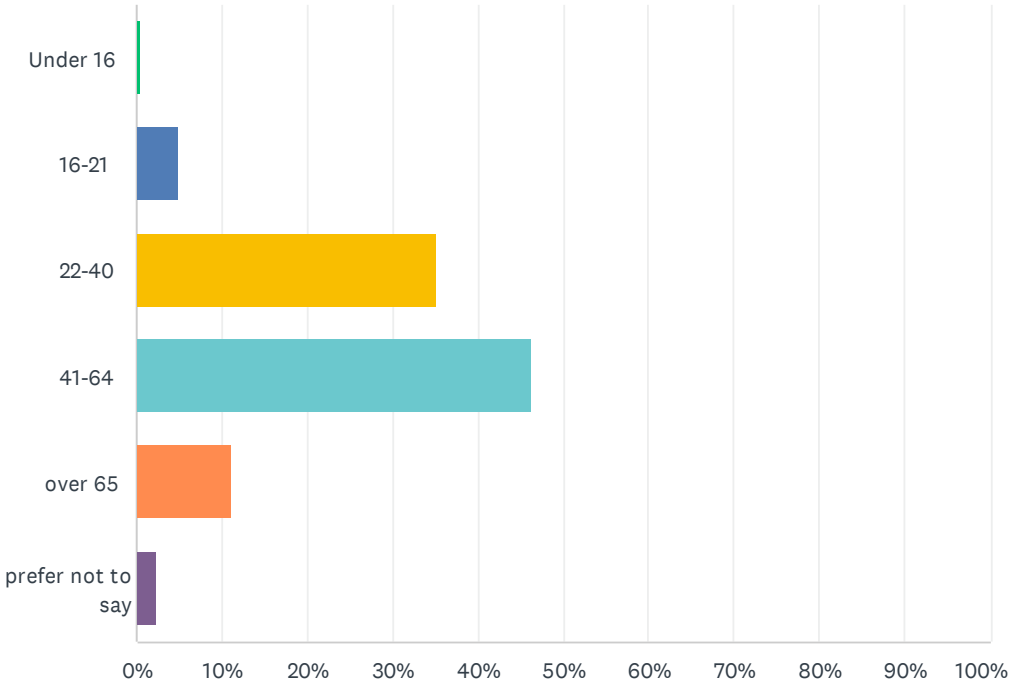
Answered: 488 Skipped: 121



ANSWER CHOICES	RESPONSES	
White	95.49%	466
Mixed or Multiple ethnic groups	0.41%	2
Asian or Asian British	0.41%	2
Black, African, Caribbean or Black British	0.20%	1
Other ethnic group	0.00%	0
Prefer not to say	3.48%	17
TOTAL		488

Q12 Age

Answered: 487 Skipped: 122



ANSWER CHOICES	RESPONSES	
Under 16	0.41%	2
16-21	4.93%	24
22-40	35.11%	171
41-64	46.20%	225
over 65	11.09%	54
prefer not to say	2.26%	11
TOTAL		487